



GasFinder3-OP Highlights



GasFinder3-OP shown mounted on Tilt-Pan Scanner

Large Area Coverage

Measure path lengths from 5 – 500 m (15 – 1,500 ft)

Fast Speed of Response

New and independent result every second

± 2% of Reading Accuracy

Unrivaled performance in all weather conditions

No Intervention + No Calibration

Due to the Internal Reference Cell

Ideal for Remote Monitoring

Ambient Monitoring / Emissions Estimates

Use with multiple Atmospheric Dispersion Models

Easily Access Logged Data


Stores 20 years' worth of generated data

Rugged and Robust Design

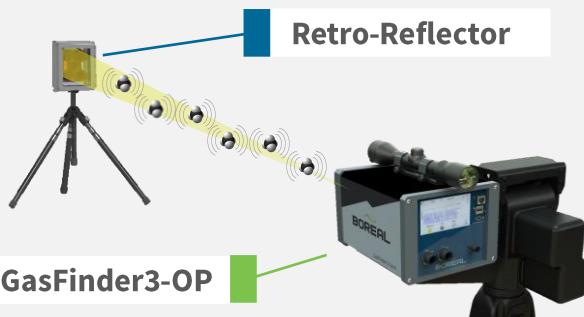
Operational Temp: -55 to +65°C (-67 to 149°F)

Remote Monitoring Accessories

Communicate & interact with equipment remotely



About Tunable Diode Laser (TDL)



Target Gas Molecules shown passing through and being counted in the Active Measurement Path

Laser Light is the Sensing Element

Class 1 Eye Safe: Near Infrared (NIR) laser light

This Counts Target Gas Molecules

As they pass through the Active Measurement Path

Quantifiable Volumetric Measurement

It knows which gas and how much is detected

No Cross Interference

This only detects the specific target gas of interest

GasFinder3-OP Components

Alignment Scope + Visible Laser

Easy to obtain and maintain optical alignment

GasFinder3-OP (TDL Analyzer)

Easy to use HMI Touchscreen Interface

Power + Communication

12-24VDC or 120-220 VAC Power Input Options

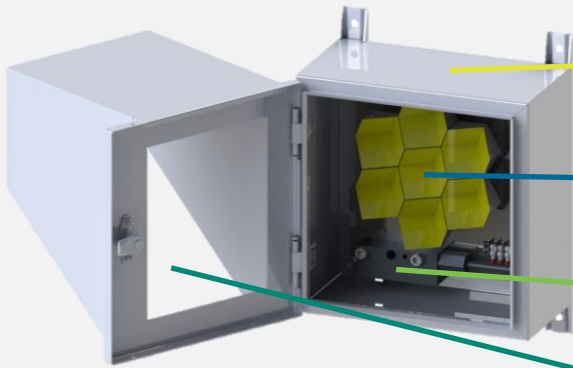
X-Y Aiming Mount

Provides fine adjustment capabilities



Retro-Reflector Overview

Note: Retro-Reflector Assembly is configured to meet the needs of the individual path and application



The door of the Retro-Enclosure shown open to highlight the components

Retro-Enclosure + Rain/Dust Hood

Stainless Steel or Fiberglass Reinforced Plastic

Retro-Array

Cornercube Retro-Arrays return the Laser Light

Retro-Heater

Stops build-up of condensation on Retro-Window

Retro-Window

Lexan, Mylar, or Teflon keeps the Retro-Array clean

Select your Target Gas

Note 1: Other temperature and detection ranges may be available
Note 2: Detection ranges shown below are at ambient temperatures

HF

Hydrogen Fluoride

HFL: 0.4 - 250 ppm-m
 HFH: 1 - 1,000 ppm-m

H₂S

Hydrogen Sulfide

H2SL: 100 - 100,000 ppm-m
 H2SH: 1,000 - 500,000 ppm-m

CH₄

Methane

CH4L: 2 - 8,500 ppm-m
 CH4H: 100 ppm-m - 10 LEL-m

CO₂

Carbon Dioxide

CO2L: 120 - 80,000 ppm-m
 CO2H: 1,000 - 500,000 ppm-m

CO

Carbon Monoxide

COL: 8 - 8,500 ppm-m
 COH: 250 - 500,000 ppm-m

NH₃

Ammonia

NH3L/H: 8 - 6,500/15,000 ppm-m
 NH3UH: 0.4 - 100%-m

HCN

Hydrogen Cyanide

HCN: 8 - 2,500 ppm-m

HCl

Hydrogen Chloride

HCl: 2 - 2,500 ppm-m

C₂H₄

Ethylene

C2H4: 20 - 15,000 ppm-m

C₂H₂

Acetylene

C2H2: 4 - 2,500 ppm-m

O₂

Oxygen

O2: 1,000 - 1,000,000 ppm-m

H₂O

Water Vapor

Various Ranges Available

Ask your Local Distributor for

Rev: Jan. 10th 2021

LIVE VIDEO DEMO

GENERAL ARRANGEMENT

DATA SHEETS

DETAILED INSTRUCTIONS